

Today's Theme

# Be strong & courageous



Remember

# 1 Thing

I am strong and  
courageous because I know

God is always with me



Be strong & courageous

# Memory verse



**“The battle is the Lord’s”**

**1 Samuel 17:47**

Be strong & courageous

# Opening Prayer



Dear God, please help me to be brave.

Remind me that I can pray to you and share my needs with you.

Help me to always give thanks as I share my needs.

Thank you for the promise you made that your peace would protect me.

In Jesus name we pray. Amen.

Be strong & courageous

# Bible Story Time

LIGHTHOUSE  
KIDS

## David



Click here for our Bible Story today

<https://www.youtube.com/watch?v=IQ7X84o52os>



Click here for an alternative  
vimeo video for older  
LightHouseKids

<https://vimeo.com/58576762>

Be strong & courageous

# Let's Get Creative

Let's make something from the story of David & Goliath.

- A pouch using papers, a paper cup, paper bag, or cut out/sew fabric.
  - Write the memory verse on your pouch
  - Place 5 stones in there
  - Write or stick the words **God**, **Faith**, **Pray**, **Strength**, **Peace** for each stone




LIGHTHOUSE  
KIDS

Be strong & courageous

# Let's Get Creative



## How about making a Bravery Frame?



### You will need:

- 1 Paper plate
- 1 paper towel roll or toilet rolls
- permanent markers
- crayons


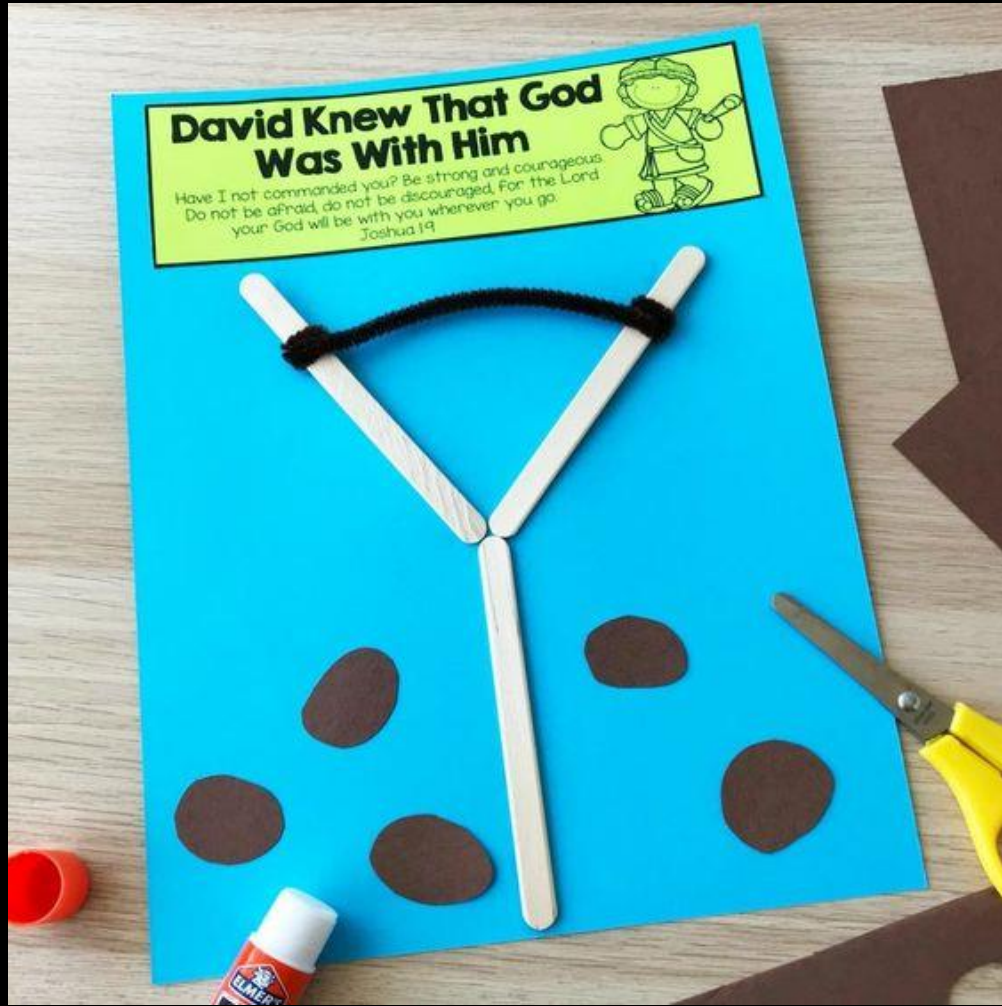
### Steps:

1. Cut 5" circles out of each paper plate
2. Cut 1" slit at an angle in the paper towel/toilet roll
3. Write "I Can Be Brave" on the plate
4. Decorate your Bravery Frame

Be strong & courageous

# Let's Get Creative

Or maybe you can make a slingshot!





Be strong & courageous

# Closing Blessing

(Name),  
child of God,  
may you always be  
kind and brave in all  
that you do .

